

# ALARM UNIT AND PENDANT

The alarm unit is a device which works with a home telephone line and raises an alarm when the pendant is pressed which calls through to the Safe and Connected 24 hour control room.

The alarm has a two-way speech function which allows users to converse with a Safe and Connected advisor without having to lift a handset when the pendant is pressed.

Users have the option to wear the pendant either around the neck or wrist. The pendant has a range of up to 60 metres when pressed i.e front/rear gardens.

## SUITABLE FOR:

Vulnerable adults

Live alone

Prone to falls

Limited Mobility



For referrals contact Safe & Connected Team  
Tel: 020 8803 1524

Website: [www.enfield.gov.uk/safeandconnected](http://www.enfield.gov.uk/safeandconnected)  
Email: SafeandConnected@enfield.gov.uk

# **SIM ENABLED ALARM AND PENDANT**

The sim enabled alarm is a device which works without requiring a telephone line and raises an alarm via a preinstalled sim card when the pendant is pressed which calls through to the Safe and Connected 24 hour control room.

The alarm has a two-way speech function which allows users to converse with a Safe and Connected advisor without having to lift a handset when the pendant is pressed.

Users have the option to wear the pendant either around the neck or wrist. The pendant has a range of up to 60 metres when pressed i.e front/rear gardens.

## **SUITABLE FOR:**

**People with no Landline**

**Vulnerable adults**

**Prone to falls**

**Live alone**

**Limited Mobility**




For referrals contact Safe & Connected Team  
Tel: 020 8803 1524

Website: [www.enfield.gov.uk/safeandconnected](http://www.enfield.gov.uk/safeandconnected)  
Email: [SafeandConnected@enfield.gov.uk](mailto:SafeandConnected@enfield.gov.uk)

# BED SENSOR WITH ABOVE MATTRESS PAD

A bed sensor has a timer that automatically alerts the Safe and Connected 24 hour control room, raising an automatic alert if a person leaves the bed and doesn't return within a set period.



## SUITABLE FOR:

For people who forget to wear their pendant

For people who may not always press their pendant if they fall over



Risk of falling out of bed

Dementia

Learning difficulties

Forgetfulness

Confusion

Limited mobility

Hospital Beds

For referrals contact Safe & Connected Team  
Tel: 020 8803 1524

Website: [www.enfield.gov.uk/safeandconnected](http://www.enfield.gov.uk/safeandconnected)  
Email: [SafeandConnected@enfield.gov.uk](mailto:SafeandConnected@enfield.gov.uk)


# BED SENSOR WITH UNDER MATTRESS PAD FOR DIVAN BEDS

A bed sensor has a timer that automatically alerts the Safe and Connected 24 hour control room, raising an automatic alert if a person leaves the bed and doesn't return within a set period.

## SUITABLE FOR:

For people who forget to wear their pendant

For people who may not always press their pendant if they fall over



Risk of falling out of bed

Dementia

Learning difficulties

Forgetfulness

Confusion

Limited mobility

For referrals contact Safe & Connected Team  
Tel: 020 8803 1524

Website: [www.enfield.gov.uk/safeandconnected](http://www.enfield.gov.uk/safeandconnected)  
Email: [SafeandConnected@enfield.gov.uk](mailto:SafeandConnected@enfield.gov.uk)

# BOGUS CALLER ALARM

The bogus caller button is discreet and initiates a silent dial alert to the Safe and Connected control room when pressed. It works in conjunction with the Reach IP alarm unit in “listen mode” only. This allows the Safe and Connected operator to listen-in and assess the situation before taking appropriate action without the intruder being alerted.

**SUITABLE FOR:**

**Vulnerable Adults**

**Live Alone**

**Targeted by bogus callers or unwanted so-called  
friends/neighbours.**



For referrals contact Safe & Connected Team  
Tel: 020 8803 1524

Website: [www.enfield.gov.uk/safeandconnected](http://www.enfield.gov.uk/safeandconnected)  
Email: [SafeandConnected@enfield.gov.uk](mailto:SafeandConnected@enfield.gov.uk)

# CHAIR OCCUPANCY SENSOR

A chair occupancy sensor has a timer that automatically alerts the Safe and Connected 24 hour control room, raising an automatic alert if a person leaves the chair and doesn't return within a set period.



## SUITABLE FOR:

For people who forget to wear their pendant

For people who may not always press their pendant if they fall over

Risk of falling off the chair

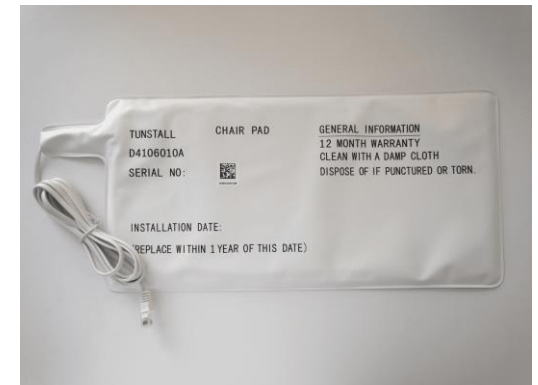
Dementia

Learning difficulties

Forgetfulness

Confusion

Limited mobility



For referrals contact Safe & Connected Team  
Tel: 020 8803 1524

Website: [www.enfield.gov.uk/safeandconnected](http://www.enfield.gov.uk/safeandconnected)  
Email: [SafeandConnected@enfield.gov.uk](mailto:SafeandConnected@enfield.gov.uk)

# CO DETECTOR



A carbon monoxide detector raises an alert when CO is detected within a home such as a leak or faulty equipment. It sends an automatic alert to the Safe and Connected 24 hour control room.



**SUITABLE FOR:**

Those who sleep or are chair bound in the same room as a gas appliance

For referrals contact Safe & Connected Team  
Tel: 020 8803 1524

Website: [www.enfield.gov.uk/safeandconnected](http://www.enfield.gov.uk/safeandconnected)  
Email: [SafeandConnected@enfield.gov.uk](mailto:SafeandConnected@enfield.gov.uk)

# EPILEPTIC BED MONITOR



The epileptic bed monitor is designed to monitor a person with epilepsy while they sleep and raise an automatic alert to the Safe and Connected 24 hour control room in the event of a seizure.

It can separate normal movements from epileptic seizure symptoms such as tonic-clonic shakings or similar continued movement.

The sensor also detects hyperventilation and partial convulsions as seizures.

It should be used in addition to existing epileptic care.



For referrals contact Safe & Connected Team  
Tel: 020 8803 1524

Website: [www.enfield.gov.uk/safeandconnected](http://www.enfield.gov.uk/safeandconnected)  
Email: SafeandConnected@enfield.gov.uk



# ENURESIS SENSOR (BED WETTING SENSOR)

The enuresis sensor is placed between the mattress and sheet, this sensor provides immediate warning on detection of moisture, which sends an alert to the Safe and Connected 24 hour control room showing that assistance is required. The sensor eliminates the need for carers to make physical checks, promoting dignity and independence.

**SUITABLE FOR:**

**Incontinence**



For referrals contact Safe & Connected Team  
Tel: 020 8803 1524

Website: [www.enfield.gov.uk/safeandconnected](http://www.enfield.gov.uk/safeandconnected)  
Email: [SafeandConnected@enfield.gov.uk](mailto:SafeandConnected@enfield.gov.uk)

# FALL DETECTOR

A fall detector automatically detects when a person has fallen, raising an automatic alert to Safe and Connected 24 hour control room.



## SUITABLE FOR:

Epilepsy

Unable to press pendant

Blackouts

Seizures

Diabetics (Drop Fits)

Dementia



For people who may not always press their pendant if they fall over

Can also be used in the same way as a pendant

For referrals contact Safe & Connected Team  
Tel: 020 8803 1524

Website: [www.enfield.gov.uk/safeandconnected](http://www.enfield.gov.uk/safeandconnected)  
Email: [SafeandConnected@enfield.gov.uk](mailto:SafeandConnected@enfield.gov.uk)

# FLOOD DETECTOR

A flood detector provides an early warning of a possible flood situation before it causes extensive damage to carpets, décor or electrical equipment and raises an automatic alert to the Safe and Connected 24 hour Control Room.



## SUITABLE FOR:

People who may leave a bath or sink tap running unattended


Dementia

Forgetfulness

In a hurry

Learning Difficulties

Detecting unattended blocked toilet or a leaking pipes



For referrals contact Safe & Connected Team  
Tel: 020 8803 1524

Website: [www.enfield.gov.uk/safeandconnected](http://www.enfield.gov.uk/safeandconnected)  
Email: [SafeandConnected@enfield.gov.uk](mailto:SafeandConnected@enfield.gov.uk)

# GPS TRACKER

The GPS tracker is a device which can work anywhere inside and outside the home with a roaming SIM. In the event of an emergency by holding the SOS button the user connects through to the Safe and Connected 24 hour control room.

The devices have two-way speech and auto-answer so a conversation can be had even if the user cannot press the button.

GPS is used for checking locations, finding users in emergencies, and alerting if a user has wandered in and out of pre-set zones also known as geofencing.

Low battery alerts – vital if the user is forgetful

## SUITABLE FOR:

Active Elderly

Younger People with learning difficulties

Memory loss

Dementia



For referrals contact Safe & Connected Team  
Tel: 020 8803 1524

Website: [www.enfield.gov.uk/safeandconnected](http://www.enfield.gov.uk/safeandconnected)  
Email: [SafeandConnected@enfield.gov.uk](mailto:SafeandConnected@enfield.gov.uk)

# JELLY BEAN

**Ideal for people with limited movement, the jelly bean switch is sensitive enough to recognise the slightest touch in order to raise an automatic call to the monitoring centre.**

## **SUITABLE FOR:**

**Limited physical capabilities**

**Quadriplegic**

**Amputees**



**For referrals contact Safe & Connected Team  
Tel: 020 8803 1524**

**Website: [www.enfield.gov.uk/safeandconnected](http://www.enfield.gov.uk/safeandconnected)  
Email: [SafeandConnected@enfield.gov.uk](mailto:SafeandConnected@enfield.gov.uk)**

# MINUET WATCH

The Minuet Watch has been developed to help encourage telecare users to wear their personal triggers throughout the day. By combining an alarm button into a high quality watch, users are more likely to wear it and as a result will be provided with additional protection as their ability to raise an alarm call is increased.

## SUITABLE FOR:

To encourage customers who will not wear traditional Pendants/Triggers to wear their device.



For referrals contact Safe & Connected Team  
Tel: 020 8803 1524

Website: [www.enfield.gov.uk/safeandconnected](http://www.enfield.gov.uk/safeandconnected)  
Email: [SafeandConnected@enfield.gov.uk](mailto:SafeandConnected@enfield.gov.uk)

# GPS ID BADGE

The GPS ID Badge is a device which can work anywhere inside and outside the home with a roaming SIM. In the event of an emergency by pressing the SOS button the user connects through to the Safe and Connected 24 hour control room. From the control room it is also possible to bring up a mapping link which shows the location of the user.

The devices have two-way speech and auto-answer so a conversation can be had even if the user cannot press the button.

GPS is used for checking locations and finding users in emergencies.

## SUITABLE FOR:

Lone Worker

Vulnerable Students

Younger People with learning difficulties



For referrals contact Safe & Connected Team  
Tel: 020 8803 1524

Website: [www.enfield.gov.uk/safeandconnected](http://www.enfield.gov.uk/safeandconnected)  
Email: SafeandConnected@enfield.gov.uk

# GPS WATCH

The GPS Watch is a device which can work anywhere inside and outside the home with a roaming SIM. In the event of an emergency by holding the SOS button the user connects through to the Safe and Connected 24 hour control room. From the control room it is also possible to bring up a mapping link which shows the location of the user.

The devices have two-way speech and auto-answer so a conversation can be had even if the user cannot press the button.

GPS is used for checking locations, finding users in emergencies, and alerting if a user has wandered in and out of pre-set zones also known as geofencing.

## SUITABLE FOR:

Vulnerable Children or Adults

Active Elderly

Dementia

Younger People with learning difficulties



For referrals contact Safe & Connected Team  
Tel: 020 8803 1524

Website: [www.enfield.gov.uk/safeandconnected](http://www.enfield.gov.uk/safeandconnected)  
Email: [SafeandConnected@enfield.gov.uk](mailto:SafeandConnected@enfield.gov.uk)



# PILL DISPENSER

**Pill dispensers are set up with prescribed tablets and the scheduled time for each dose. This allows the user to take their medication at the correct time each day, while keeping other pills safe. A flashing light reminds the user if the medication has not been taken within the timeframe and an alert is also raised to the Safe and Connected 24 hour control room.**

## SUITABLE FOR:

**For people who forget to take their tablets on time**

**Live alone**

**Forgetful individuals**

**Medication Compliance**



**For referrals contact Safe & Connected Team  
Tel: 020 8803 1524**

**Website: [www.enfield.gov.uk/safeandconnected](http://www.enfield.gov.uk/safeandconnected)  
Email: [SafeandConnected@enfield.gov.uk](mailto:SafeandConnected@enfield.gov.uk)**

# PASSIVE INFRARED SENSOR (PIR)

PIR's are wireless movement detectors that can be used to detect both movement (intruder monitoring) and lack of movement (inactivity monitoring) which will then raise an alert to the Safe and Connected 24 hour control room.

PIR's work in conjunction with other telecare equipment such as bed/chair occupancy sensors and property exit sensors.

## SUITABLE FOR:

**Safety and Security**

**Live alone**

**Forgetful individuals**

**Dementia**

**Vulnerable**

**Frequent Faller**




For referrals contact Safe & Connected Team  
Tel: 020 8803 1524

Website: [www.enfield.gov.uk/safeandconnected](http://www.enfield.gov.uk/safeandconnected)  
Email: [SafeandConnected@enfield.gov.uk](mailto:SafeandConnected@enfield.gov.uk)

# PROPERTY EXIT SENSOR

## PROPERTY EXIT SENSOR USE



The property exit sensor is designed to monitor the safety of people with cognitive impairments who may be prone to leaving their homes for extended periods at inappropriate times of the day or night, putting themselves at risk.



## SUITABLE FOR:

**Dementia**

**Purposeful walking**

For referrals contact Safe & Connected Team  
Tel: 020 8803 1524

Website: [www.enfield.gov.uk/safeandconnected](http://www.enfield.gov.uk/safeandconnected)  
Email: [SafeandConnected@enfield.gov.uk](mailto:SafeandConnected@enfield.gov.uk)

# RADIO PULLCORD

The radio pullcord is a wireless device that can be placed around the home, in order to provide a user with a convenient means of requesting help in an emergency. This device will raise an alarm to the Safe and Connected control room in the event of an emergency.

## SUITABLE FOR:

Best for individuals who may not wear a pendant in certain areas within their home. i.e. Bathroom.

Large homes




For referrals contact Safe & Connected Team  
Tel: 020 8803 1524

Website: [www.enfield.gov.uk/safeandconnected](http://www.enfield.gov.uk/safeandconnected)  
Email: [SafeandConnected@enfield.gov.uk](mailto:SafeandConnected@enfield.gov.uk)

# SMOKE DETECTOR

Offered free with all installations, Smoke detectors are very important for people who may have difficulties reacting in emergencies. These smoke detectors are linked to the alarm unit and will send an alert to the Safe and Connected 24 hour control room in the event of a fire/smoke



## SUITABLE FOR:

- Confused
- Visually Impaired
- Deaf
- Bed Bound
- Limited sense of smell
- Dementia
- Prone to Blackouts
- Learning Difficulties
- Poor Mobility
- Long covid



For referrals contact Safe & Connected Team  
Tel: 020 8803 1524

Website: [www.enfield.gov.uk/safeandconnected](http://www.enfield.gov.uk/safeandconnected)  
Email: [SafeandConnected@enfield.gov.uk](mailto:SafeandConnected@enfield.gov.uk)

# SOFT TOUCH PANIC ALARM BUTTON

To activate the button, the user presses the soft surface with their head or cheek, and this then signals to the transmitter that help is required. In turn, the transmitter sends an alert to the Safe and Connected 24 hour control room showing that assistance is required.

## SUITABLE FOR:

Limited physical capabilities

Vulnerable adults

Lives alone

Quadriplegic

Amputees



For referrals contact Safe & Connected Team  
Tel: 020 8803 1524

Website: [www.enfield.gov.uk/safeandconnected](http://www.enfield.gov.uk/safeandconnected)  
Email: [SafeandConnected@enfield.gov.uk](mailto:SafeandConnected@enfield.gov.uk)